

**Greenhills Primary School
No. 4893**

**2008 Annual Report
to the
School Community**



Greenhills is G.R.E.A.T!

Generosity Respect Enthusiasm Acceptance Teamwork

'Greenhills - a great place where all members are challenged to do their best.'

Greenhills Primary School Overview

Context

Greenhills Primary School aims to provide a caring, safe, supportive and nurturing environment which will foster all students' educational and behavioural development, to enable them to become effective citizens in our school and broader society.

The school vision is that ***“Greenhills Primary School will be a G.R.E.A.T. place where all members are challenged to do their best”.***

To achieve this vision, the school articulates its mission as ... providing ***“opportunities for excellence in a safe, supportive and stimulating environment. (Greenhills) is a place where differences are valued, risk taking is encouraged and participation expected. This will foster resourceful and resilient individuals with a passion towards life and learning”.***

In working to achieve the shared vision, the agreed values of the school are **Generosity, Respect, Enthusiasm, Acceptance and Teamwork** and the school motto incorporating these values is **“Greenhills is G.R.E.A.T.”**

The values are embraced by all members of the school community – students, parents and staff. The way in which the values are demonstrated include,

- Sharing with others
- Helping others
- Being kind
- Caring for the property of others
- Using manners
- Taking risks
- Having a go
- Taking turns.

For the students, this has produced a school environment which is safe, fair and friendly where they can confidently learn, play and cooperate with others.

Social – community and demographics:

Enrolments at Greenhills Primary School have declined slightly over recent years – from 483 in 2007 to 455 in 2008. (It has remained at 455 in 2009). The decline was due to two major factors – 1) a very large exit of Grade six students (83) and a lower than expected Prep intake (47) due to construction work occurring around the school.

Teaching staff retention is very high (88% over the previous year) and includes a high proportion of experienced teachers (96% ongoing staff) with a small percentage of beginning teachers. The Leadership Team comprises the Principal (seven years as Assistant Principal of the school followed by nine years as Principal), the Assistant Principal (nine years in this role) and two Leading Teachers.

The Student Family Occupation Index of the school is 0.2662. There are approximately 12% of students receiving Educational Maintenance Allowance and less than 0.4% of students who speak another language at home.

Greenhills has an active and supportive School Council and Parent Association and there is strong ongoing community support and high levels of involvement of parents in the life of the school.

Educational:

The classroom organisation includes a mixture of composite and straight year level classes. The school provides a rich curriculum based on the VELS including specialist programs for Performing Arts, Physical Education, Visual Arts, Library / ICT and Reading Recovery. Special opportunities are made available to students to enrich and extend their learning experiences; they include choirs, instrumental band, Life Education Program, sport competitions and specialised clinics, environmental programs, Perceptual Motor Program, robotics, art extension, computer animation programs, Community Action Teams and programs for the underachieving and the gifted and talented students.

A number of user-pay programs are also offered including instrumental music, personal fitness and skill development in major and minor games.

The school produces high levels of student learning outcomes, and this has been the norm for the school and an expectation of parents over a long period of time. The school produces outcomes which are consistently at or above the State averages and medians.

With a Thinking Curriculum now embedded into the core pedagogy, the students are provided with rich learning opportunities to maximise their confidence and independence, enabling them to reach their individual potential. Teachers aim to equip the students with the skills to problem solve logically and laterally and apply their learning to real-life situations.

Technological:

Greenhills provides computers to all classrooms and in addition has a large Information Resource Centre with 16 computers available for student use. A grant for the purchase of electronic Interactive White Boards saw the installation of such in most classrooms in 2008. The school promotes ICT and ensures it is an integral part of teaching and learning with computers, printers, scanners, digital cameras, digital video cameras, AVER Keys and digital projectors constantly utilised by teachers and students in class programs. Computerised robotics equipment and Nintendo DS educational devices are also used.

Environmental – grounds and facilities:

Greenhills Primary School is located in a quiet residential area in Nillumbik, north east of Melbourne, and is now 47 years old. The school has just completed Stage One (\$4.5 million) rebuild involving capital works which has completely transformed the facilities and has established a modern, state of the art two storey learning environment and an administration facility.

A 125,000 litre water tank was installed to water the front oval. Funding of \$50,000 came from the Federal Community Water Grant Scheme.

The school also runs a Canteen, Uniform Shop and operates a Before and After-School Care Program, all on site.

The school grounds contain adventure playgrounds, paved areas and courts which provide for a range of games and activities.

The school has not yet been requested to present the plans for Stage Two development which will include a new Community Cultural and Resource Centre, replacing the remaining old permanent buildings with new portable classrooms, new hard court surfaces, relocating the shade sails and play equipment and landscaping.

The Strategic Plan for 2008 – 2011: An Overview:

Student Learning:

- To improve student achievement in Mathematics, especially those students in Years 5 & 6.
- To enhance learning across the physical, personal and social learning and interdisciplinary learning strands with special focus upon raising student ICT learning outcomes.

Student Engagement and Wellbeing:

- To improve student engagement, connectedness and wellbeing.

Student Pathways and Transitions:

- To improve student pathways and transitions so they are seamless at all year levels. Student pathways and transitions will be supportive, encouraging and accommodating for all students.

Key Improvement Strategies and Significant Projects within the Implementation Plan:

Student Learning:

- Improve school curriculum planning and implementation in Maths to ensure alignment with the VELs so that consistency of Maths learning and teaching from P-6 ensures that all children are challenged at their instructional level.
- Adopt innovative use of ICT to support learning and teaching in all areas

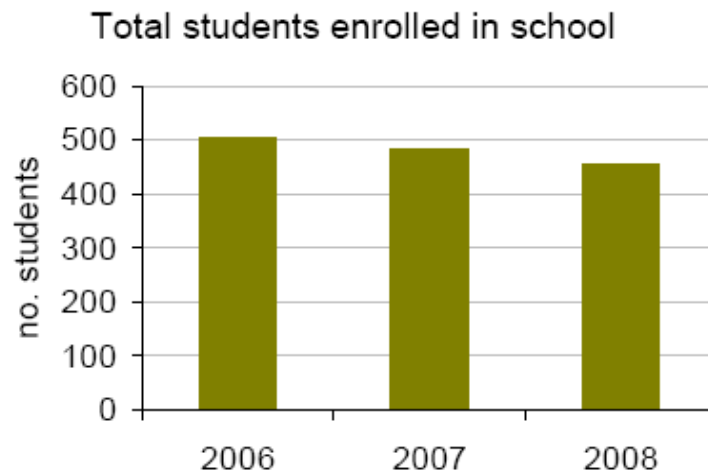
Student Engagement and Wellbeing:

- Improve school facilities and practices to enhance student engagement and wellbeing.

Student Pathways and Transitions:

- Enhance the school transition program to ensure a successful assimilation into the school environment for all new students (specifically K-P) and also for current student transitions from one year level to the next.

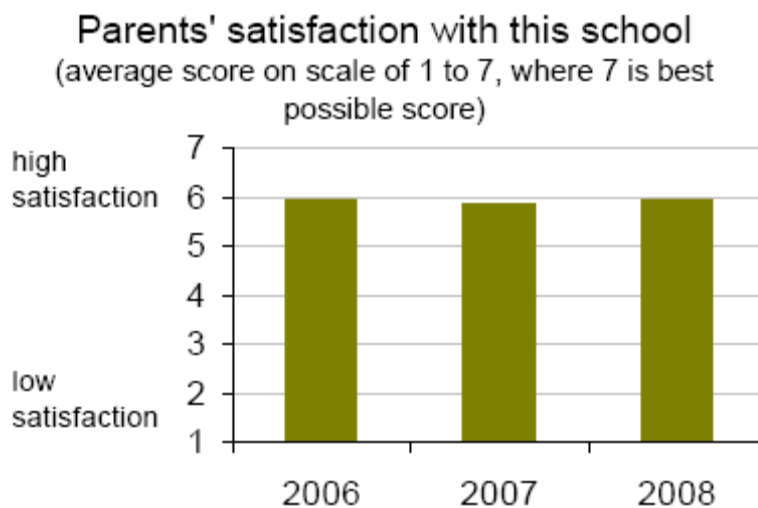
Enrolments:



From the period 1994 (331 students) until 2005 (525 students) the school population continued to rise. After 2005 the population has declined. In 2008 it was 455 students.

Since 2005 there has been constant speculation and discussion surrounding the possibility of major building works being undertaken at the school. In 2007 this building work became a reality and in 2008 it was completed. Throughout this period the school population declined due to two major factors, a very large exit of Grade six students in 2007 and 2008 and a lower than expected Prep intake due to construction work. 2009 Prep enrolments have increased dramatically. (from 47 in 2008 to 73 in 2009).

Parent Satisfaction:



From the information obtained in the 2008 Parent Opinion Survey to the comment '**Overall, I am satisfied with the education my child receives from their school.**', the level of parent satisfaction with the school remains very high. The results are shown on a scale where 1 = strongly disagree and 7 = strongly agree. The satisfaction scores of 5.95 (85%) in 2006, 5.88 (84%) in 2007 has increased to 5.95 (85%) in 2008. This is above the State Primary School median of 5.91(84%).

Commonwealth Requirements:

- **Teacher Satisfaction:**

The score for teacher satisfaction (morale) at this school was 73.6% (individual Morale) and 77.6% (School Morale) on a scale from 0 to 100 where 100 is the best possible score. Both of these scores are just below the State Primary School medians of 78.1% individual morale and 80.8% school morale.

- **Teacher Absence:**

The average number of days absent per teacher for the 2007 was 6.92 days. This figure is slightly higher than the State median of 5.61 days. **Data for 2008 will be available in April / May 2009.**

- **Teacher Retention:**

Of the 32 teaching staff at Greenhills at June 2007 (including those on leave without pay), 28 or 88% were still at the school at June 2008. The comparable figure across all Government schools was 84%.

Of the 25 **ongoing** teaching staff at Greenhills at June 2007 (including those on leave without pay), 24 or 96% were still at the school at June 2008. The comparable figure across all Government schools was 88%.

- **Teacher Participation in Professional Learning:**

All teachers have participated in professional learning throughout the year with the overriding aim being to foster continuous improvement and to raise student learning outcomes. Professional learning focussed on needs identified through customised personal professional learning plans, the work conducted by professional learning teams and the key areas of improvement identified in the school strategic plan.

Curriculum-based professional learning opportunities were linked to specific VELS domains and dimensions.

- **Teacher Qualifications:**

All teachers in Victorian Government schools are registered with the Victorian Institute of Teaching. The requirements for registration with the Victorian Institute of Teaching can be found at: http://www.vit.vic.edu.au/content.asp?Document_ID=241."

Principal's Report

Throughout the year the school community has been involved in many programs, events and activities. Listed below is a summary of some of these achievements. It certainly was a huge year!

All these programs, events and activities are the result of much planning and preparation by the professional staff and committed school families which have provided many rich learning opportunities for the students. The wider school community continues to be involved in the life of the school at an increasing rate. This partnership also provides more opportunities for students.

WHOLE SCHOOL SUCCESSES:

- The collection of 940 pairs of shoes for needy people through the 'Kids off the Kerb' program.
- A large donation of Christmas food and goodies for the Salvation Army to distribute.
- First year of the four year Sustainable School of Victoria Strategic Plan.
- Employment of Jill McConnell, our School Chaplain using a Federal 3 year grant.
- Magnificent example of Teamwork exhibited by the whole school community in emptying the front portables and other rooms as we relocated grades into the new classrooms.
- Ongoing support for our World Vision child, Silvio. (G for Generosity Day).
- Increased opportunities provided to assist with the Pre School to School transition process.
- A very successful Walk for Technology Day.
- An educational Cultural Diversity Day.
- An extremely successful Spring Fair. The most financially successful in the history of the school.
- Various Junior School Council fundraising activities including Canteen Bandana Day and the Starlight Foundation Day.
- Six successful Community Action Teams (CATS) in Grades 5/6 which involved the students looking at issues within the wider community.
- The Welfare Values Unit, developed at Greenhills, is listed on DEECD's website for other schools to view and implement.
- Accredited as a 'Kids – Go for Your Life' School.

INDIVIDUAL SUCCESSES:

- Mitchell Graham played in the winning Victorian team at the National Primary School softball competition in Sydney.
- Thomas De Bias represented Victoria in athletic competitions at the Primary School Pacific Games in Canberra.
- Mr James Penson, a valued staff member, was awarded Victoria's Most Outstanding Primary School Teacher of the Year Award for 2008.
- Two students, Jesse McKinnon and Clare Watts received bicycles as part of the Bicycle Victoria's Student Leadership Awards.
- The Steve Herbert Citizenship Awards were presented to James Clark and Tiffany Baumgartner.
- Academic Awards were presented to Luke Sutherland and Chelsea Christelow.
- School Council Core Values Awards were presented to Sam Switkowski and Romy Schoenheimer.

ACADEMIC SUCCESSES:

- Participation in the Grade 3/4 GATEWAYS Team Challenge Competition – Highly commended in Zone Final.
- Participation in the Grade 5/6 GATEWAYS Team Challenge Competition – Zone & State Winners.
- 2008 Maths Olympiad (Maths Enrichment & Extension Group – National event) – 30 students participated - 20 were ranked in the top 25% of students and 13 in the top 10%. Greenhills Maths Olympiad Team was in the top 10% nationally (7th in Victoria.)
- Very successful NAPLAN (replaced AIM) results for Grades 3 and 5.
- Successful introduction of the Mathletics program across the whole school.
- Two grades were recognised nationally for their results during the Mathletics Challenge during Literacy & Numeracy Week.
- Students were successful in the "24 Maths Challenge" Regional Heats.

SPORTING SUCCESSES:

Participated in -

- District, Zone and State Cross Country Carnivals.
- District, Zone and Regional Swimming Carnivals.
- District, Zone and Regional Athletics Carnivals.
- The Boys Basketball team, Girls Volleyball team and the Football team are District Premiers.
- Boys Basketball team won the Primary Schools State Championship- out of 1,850 schools.
- Boys and Mixed Hoop Time Basketball Competition - State Finalist.
- Regional Kanga 8's Cricket competition – Boys.
- Regional Kanga 8's Cricket competition – Girls.
- Hockey 7's, Regional Golf, Regional Lacrosse and District Tennis competitions.
- District and Zone trials for Football, Soccer, Netball, Softball, Basketball and Netball Round Robins.

PERFORMING ARTS SUCCESSES:

- Recital Choir Tour involving Torquay Primary School and Geelong Grammar.
- Participated in Choral@Montsalvat, Boroondara Eisteddfod, State Schools Spectacular, Diamond Valley Choral Festival, Greenhills Music Festival, Nillumbik Choral Festival, Spring Fair, Greensborough Plaza Christmas presentation and Leith Park Retirement Village.
- Wakakirri Heat – Grades 3 / 4 - 7 gold and 3 silver out of 10 plus a Sustainability Award.
- Wakakirri Division 1 State Finals at Melbourne Town Hall - Winners plus Public Speaking Award. Props were made by the students.

SPECIAL EVENTS / PROGRAMS:

- Grade 4 visits to local Pre Schools for reading and socialising activities.
- Science Week Activity - Go Green for Frogs.
- House Events - Sports Day, Swimming Carnival, Trivia Challenge.
- A Greenhills Staff Team competed in the Victorian Teachers Games.
- Grade 1/2 Movie Creations for the ACMI Film Competition on 'Australia.'
- Student participation in an extension program about film making at St Helena Secondary School.
- Many successful fundraising events and activities conducted by the very active Parent Association.

READING / LIBRARY SUCCESSES:

- Premier's Reading Challenge – 133 students completed.

FACILITIES / UPGRADES:

- Moving into our fabulous new buildings.
- Installing Interactive Whiteboards to many of the classrooms
- The installation of a 125,000 litre water tank to capture water off the hall roof to be used to water ovals.
- Enhanced computer and associated skills and opportunities for all students.
- Successful Federal Government Grant application to install \$50,000 of solar panels on the school roof in 2009.

LOOKING FORWARD TO 2009:

- Final completion of Stage 1 Building Project.
- Next level of Sustainability initiatives – decreasing the use of water, gas and electricity, minimising rubbish and increasing the biodiversity of the grounds.
- Further opportunities for the Pre School to School Transition process.
- Increased number of laptops for student use.
- Making submissions for funding for Stage Two of the building program.

As can be seen from this sample list of very diverse events, much has been happening and the students have been provided with many wonderful experiences.

I would like to publicly acknowledge and thank all the individuals (paid and volunteer), with strong or loose connections with the school, who have provided programs, participated through committees, assisted around the school, attended events, raised or provided financial funds, created opportunities – to all those involved in providing and supporting the learning opportunities and environment for the students in our care – thank you from the students and myself.

A special thank you to Mr Steve Watts (School Council President) and Mrs Carolyn Ottinger (Parent Association President) for their tireless work for the benefit of all aspects of the school community. They were both extremely well supported by teams of eager volunteers. To everyone involved, thank you.

Alan Fairweather
Principal.

School Council President's Report

The School Council continues to build a strong and dynamic membership reflective of its local community in order to maintain an effective, active and supportive School Governing body, we have experienced a busy year, and are grateful for the contributions of all the School Council members and Parents. Each School Councillor value adds to the Schools Strategic Plan by providing their time freely throughout the year in addition to balancing work, family life and other commitments. These contributions are crucial and fully appreciated and I personally thank past and present members of all committees for their outstanding effort, support and commitment, our School Community benefits greatly.

This year the construction company ADCO completed Stage One of the rebuilding of the school which has seen an increased workload for the School Management Team, School Council and Parent Association. School Management worked extremely hard throughout the project cycle to ensure that our school functioned at an optimum level with a safety first for all approach during the construction period, we thank the effort made by parents and of all the students for their patience and understanding during the time of construction.

The Participative leadership programs conducted across the school throughout the year are an indication of the level of support from the School Management Team and School Community, as was seen on the 2nd March when Mr Steve Herbert, local State Member of Parliament for Eltham, attended Assembly to present badges to students who have been elected to positions of responsibility in areas such as Junior School Council Representatives, Recital Choir Captains, Band Captains, House Captains, Student Representative OSHC. Thank you to all the students who had leadership roles throughout 2008 and congratulations to all those stepping into the positions for 2009.

I would again like to acknowledge the contributions that Greenhills Primary School Community made to the recent bushfire appeal particularly in the form of financial support and student resources. This show of support is typical of the Community Values that GHPS continues to foster.

Steve Watts
School Council President

Finance Sub Committee

The Finance Sub Committee met throughout the year to review financial performance against budget in all key areas and to oversee the budget process for 2009 in preparation for School Council approval.

During 2008, the school completed the first stage of a rebuilding program and significant funds from grants, School Council reserves and the Parent Association enabled funding for new furniture; air conditioning; telephone systems; interactive whiteboards; new computers and the installation of water tanks.

Whilst the school had a significant closing bank balance at 31 December, much of these funds are committed for payment of the various projects listed above and other payments due to DEECD.

Greenhills has performed extremely well against budget in all areas and further details are provided in the 'Financial Performance' section later in this report. Thanks to Raelene Moreland, Alan Fairweather and Helen Micallef for closely monitoring operational budgets and for prioritising the allocation of funds throughout the rebuilding program.

Tracy Currie.
School Council Treasurer.

Education Sub Committee

Through monthly meetings, the Education Sub Committee of School Council worked on tasks relating to the following areas: strategic plan (key improvement strategy achievements), policy review, program development & appraisal, analysis of school procedures and program resourcing.

Policies reviewed included Volunteers in Schools, Assessment and Reporting, Nutrition and Vehicle Access to School. Discussions explored topics such as use of NAPLAN data, Parent Education activities offered at the school, the programming of LOTE and the integration of technologies in the classroom including the use of digital microscopes. The school website, the written student report format and the three-way student conferences were also reflected upon.

Thanks to James Penson, Val Lewis, Nicki Hauser and Cathy Clark for their work on this committee in 2008.

Helen Micallef
Eduction Sub Committee Convenor

OH & S / Building & Grounds Sub Committee

Thank you to all those on the OH&S/Buildings & Grounds Committee for your time and commitment over the last year.

An enormous amount of time and effort that has been put into this committee and achievements are being seen. The school environment is constantly being monitored for safety issues and acted upon promptly to correct issues. The beginnings of some processes and policies in regard to safety have been set up and will continue to be monitored and changed as the needs of the school change with ongoing OH& S committees.

I would particularly like to thank Ross Kendell, who with great persistence has pursued this process. A great thanks to Alan and Jason for their attendance and participation on this committee. I would also like to thank other parents involved and hope to see many of them back for the new year.

Mary Fleming
OH & S / Building & Grounds Convenor

Uniform Report

The Uniform Shop continues to be well organised and efficiently coordinated by Rosemary Conquest and her parent volunteers who provide a valuable service to our community. Purchases are up from 2007 to 2008. The Uniform Shop recorded a profit of \$661 for the year. This does not include any stock which was on hand at the start and end of the year.

Genevieve Jepsen
Uniform Convenor

Canteen Sub Committee

The Canteen, under the management of Miriam Pekolj, moved further towards offering a completely healthy and nutritious menu to the students. Many parents continue to volunteer their time to assist in the Canteen on a regular basis.

The Canteen ran at a deficit of \$1,424 for the year which does not include any stock which was on hand at the start and end of the year.

Mary Fleming
Canteen Convenor

Student Progress & Achievements

Student Learning

The Student Learning section of the 2008 Annual Implementation Plan contained two goals, an overall three year target and a one year target. Below are the results for the 2008 one year target.

Goal One:

To improve student achievement in Mathematics, especially those students in Years 5 & 6

Target:

Increase the proportion of students achieving above the expected VELS progression points in Number and Measurement (A and B ratings) by 5% each year 2008 – 2011.

25% or above of students to achieve above the expected VELS progression point in Number and Measurement (A & B ratings) each year 2008 – 2011.

One Year Target:

Increase the proportion of students achieving above the expected VELS progression points for Number and Measurement (A and B ratings) by 5%

25% or above of students to achieve above the expected VELS progression point for Number and Measurement (A & B ratings)

Progress:

The proportion of students achieving above the expected VELS progression points for Number increased by 8% but declined by 2% in Measurement. (A & B ratings).

The percentage of students who achieved above the expected VELS progression point in Number was 33% and 16% in Measurement (A & B ratings).

Goal Two:

To enhance learning across the physical, personal and social learning and interdisciplinary learning strands with special focus upon raising student ICT learning outcomes.

Target:

Move school performance in ICT through at least three phases on the eLearning planning matrix in each of the six elements by 2011.

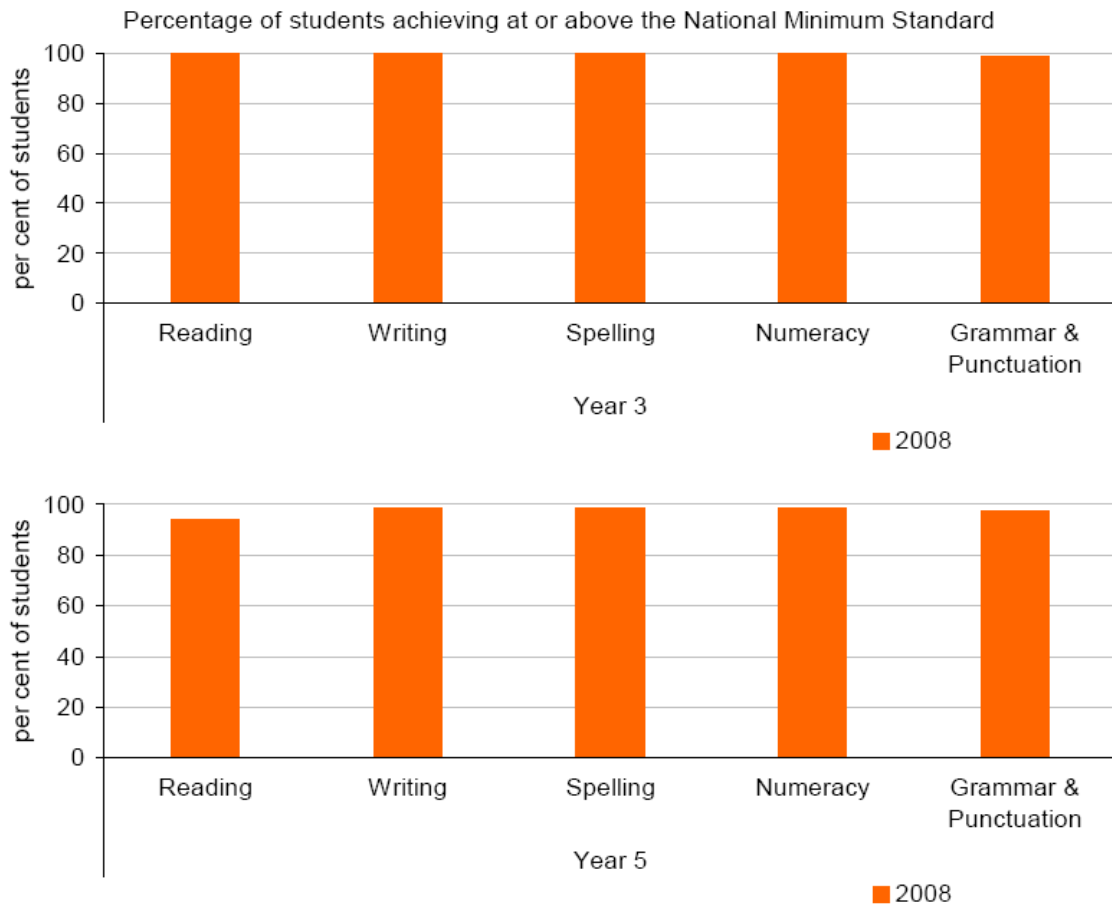
One Year Target:

Move school performance in ICT through one phase from that currently established on the eLearning matrix in each element

Progress:

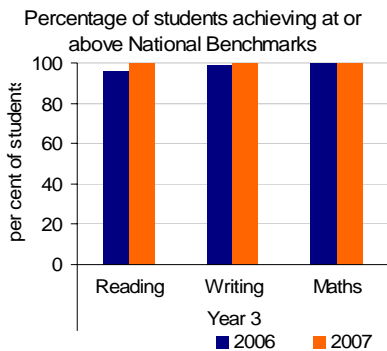
Much work has been undertaken in the area of ICT across the school in an attempt to raise student ICT learning outcomes and develop staff knowledge and skills. The eLearning planning matrix continues to develop. The staff skill levels and areas for professional development are monitored through the ePotential online survey.

Student Learning

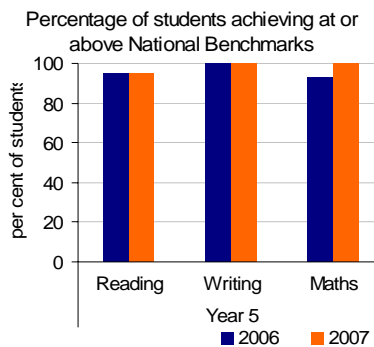


The data on this page indicates the percentage of Greenhills students who are in the areas of Reading, Writing, Spelling, Numeracy and Grammar and Punctuation, achieving at or above the National Minimum Standards. The results strongly indicate that a very high percentage of students are achieving at or above the National Standards. The 2008 data, above can be favourably compared to the 2006 and 2007 figures below.

Year 3 Results



Year 5 Results



Student Pathways and Transitions

The Student Pathways and Transitions section of the 2008 Annual Implementation Plan contained a goal, an overall three year target and a one year target. Below are the results for the 2008 one year target.

Goal:

To improve student pathways and transitions so they are seamless at all year levels. Student pathways and transitions will be supportive, encouraging and accommodating for all students.

Target:

Raise parent opinion of transitions to be within the third quartile each year 2008 - 2011

One Year Target –

Raise parent opinion of transitions to reach the third quartile.

Progress –

2008 data obtained from the Parent Opinion Survey indicates a score of 5.82 out of 7.00 (83.2%) which is well within the third quartile of 50 – 75%.

Student Destination Data

The following data provides an overview of student movement, both in and out of the school throughout 2008. A broad summary statement would suggest that students are drawn to the school from a wide range of Pre School facilities (20) and that students leave the school post Grade six to an equally wide range of Secondary Schools. Parents are content to find the most appropriate school for their child irrespective of which school their child's social group is going to attend or the distances involved. Restricted enrolments at some Secondary Schools has influenced some student destinations. There are several major feeder Pre Schools and Secondary Schools in the area. These figures are consistent with previous years.

FEEDER PRESCHOOLS	PREP 2008
GREENHILLS	16
BRIAR HILL	4
WAHROONGA	4
ABC CENTRES	2
DIAMOND CREEK MEMORIAL	2
SHERBOURNE	2
DIAMOND HILLS	2
ST FAITHS	2
APOLLO PARKWAYS	1
ELTHAM SOUTH	1
ELTHAM WOODS CHILD CARE	1
GRACE PARK	1
GREENHILLS 3 YEAR OLD	1
JOYCE AVENUE	1
NORTH RINGWOOD	1
PANORAMA HEIGHTS	1
ST ANDREWS KINDER	1
ST HELENA	1
YALLAMBIEPARK	1
YARRA VALLEY	1
NO PRE SCHOOL	1
Total PREP students	47

Destination of Year Six Students for 2008

STATE SECONDARY SCHOOLS	TOTAL
St Helena Secondary College	31
Eltham High School	14
Montmorency Secondary College	7
Greensborough College	6
Viewbank College	2
Warrandyte High School	1
Diamond Valley College	1
GOVERNMENT SCHOOLS	62
PRIVATE SECONDARY SCHOOLS	
Ivanhoe Grammar	5
Eltham College	4
Loyola College	3
Donvale Christian College	1
Plenty Valley Christian College	1
Concorde	1
NON-GOVERNMENT SCHOOLS:	15
TOTAL NUMBER OF EXIT GRADE SIX STUDENTS	77

The destination of the majority of students is typical of the trend in previous years with the majority of students enrolled for St. Helena Secondary College, followed by Eltham High School and Montmorency Secondary College

The 19.5% of students attending non government schools is down on last year's high of 30% - but is closer to the average of previous years. The highest number of students attending Non Government Schools continue to go to Ivanhoe Grammar.

Student Engagement and Wellbeing

The Student Engagement and Wellbeing section of the 2008 Annual Implementation Plan contained a goal, an overall three year target and a one year target. Below are the results for the 2008 one year target.

Goal:

To improve student engagement, connectedness and wellbeing.

Target:

Raise the 2007 Years 5-6 Attitudes to School outcomes in:

- Student Distress from 5.77 to at least 5.90 by 2011
- School Connectedness from 4.34 to at least 4.40 by 2011
- Student Motivation from 4.56 to at least 4.60 by 2011
- Connectedness to Peers from 4.32 to at least 4.40 by 2011

One Year Target:

Raise the 2007 Years 5-6 Attitudes to School outcomes in:

- Student Distress from 5.77 to at least 5.82.
- School Connectedness from 4.34 to at least 4.36.
- Student Motivation from 4.56 to at least 4.58.
- Connectedness to Peers from 4.32 to at least 4.35

Progress :

- Student Distress increased to 5.99. – a positive increase of 0.22 (4%). – 0.17 over the target figure for 2008.
- School Connectedness increased to 4.45. – a positive increase of 0.11 (2.5%). – 0.09 over the target figure for 2008.
- Student Motivation increased to 4.62. – a positive increase of 0.06 (1.3%). – 0.04 over the target figure for 2008.
- Connectedness to Peers increased to 4.38. – a positive increase of 0.06 (1.3%). – 0.03 over the target figure for 2008.

Comment:

In the areas of Student Distress, School Connectedness and Student Motivation the desired outcomes for 2011 have already been achieved.

In the area of Connectedness to Peers the 2008 achieved figure has increased by 0.6 and is only 0.2 below the 2011 desired outcome.

The 'Greenhills Gets Going' / Values Program is having a very positive affect in these areas.

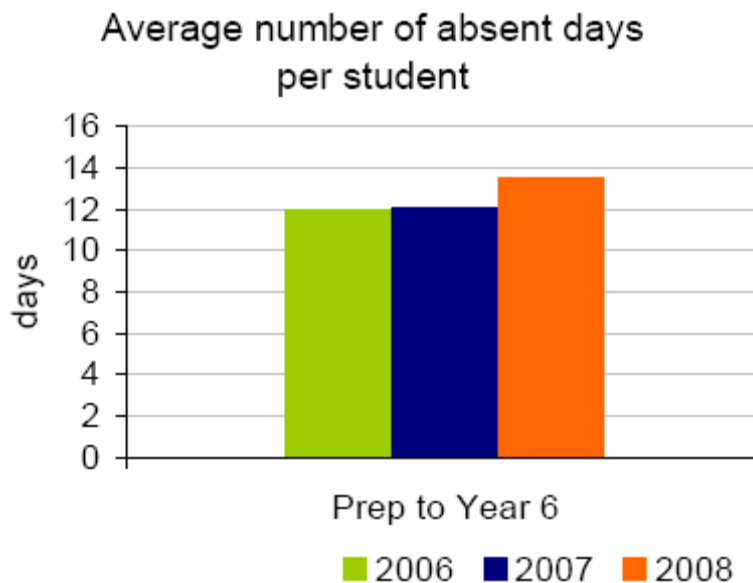
2008 Data:

Average number of absent days per student

The following information represents the average number of absent days per student per year across the school.

Grade Level	2008 Average days absent per student per year.	State Mean
Prep	11.6	14.6
Grade 1	15.6	13.8
Grade 2	14.1	13.1
Grade 3	13.8	12.9
Grade 4	14.8	12.9
Grade 5	11.6	13.1
Grade 6	13.2	13.4
Average days absent for Prep – Grade 6	13.5	13.4

The average number of days absent per student in 2006 was 11.9. This figure increased slightly to 12.1 in 2007. As can be seen from the above data, it has increased again up to 13.5 in 2008. As a reference point 10 absent days is equal to 1 absent day per month and 20 absent days equates to 1 absent day per fortnight. This is the first time that the Greenhills absent day average is higher than the State Mean. The increasing number of family holidays taken within school Terms is having a large impact on this data.



Students' school connectedness:

As part of the Student Attitudes to School Survey, students respond to comments about their feelings about their connectedness to the school.

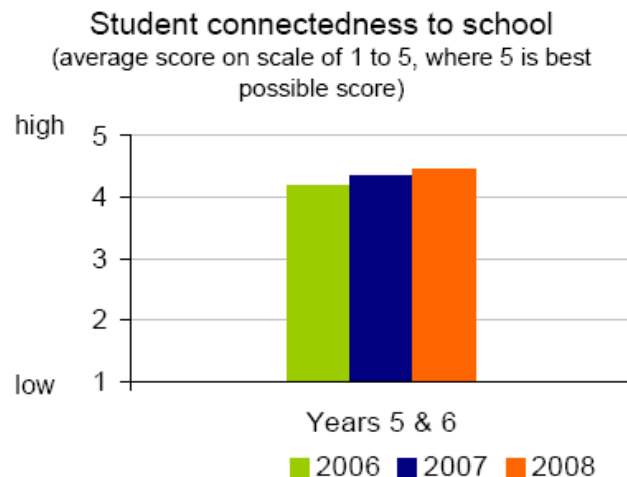
The comments are -

School Connectedness: The extent to which students feel they belong and enjoy attending school
I feel good about being a student at this school
I like school this year
I am happy to be at this school
I feel I belong at this school
I look forward to going to school

The data from 2006 indicated a rating of 4.23 out of 5 (84.6%) of students expressing positive connectedness with the school. In 2007 the rating for Greenhills had increased to 4.34 out of 5 (86.8%) and in 2008 it has increased again to 4.45 (89%). The State mean for 2008 was 4.27 or 85.4%.

The scale indicates that 1 = strongly disagree and 5 = strongly agree.

The 2008 figure is very encouraging indeed and is directly attributed to the Values Program implemented across the school in recent years.



Future Directions:

Some of the initiatives planned for 2009 include:

- Installation of 27 solar power panels on the roof of the two storey classrooms from a Federal Government 'Solar in Schools Program' grant of \$50,000.
- Involvement with the Gould League, CERES & Banyule Council on sustainable (water, energy, waste and biodiversity) programs.
- Become a 'Sustainable School' of Victoria.
- Expanding the Walking to School on Wednesdays Program.
- Enhancing computer and associated skills and opportunities for all students.
- Actively pursue funding for projects from the Primary Schools for the 21st Century Program (possibly \$3 mill) and the National School Pride Program (possibly \$200,000).

Plus many other programs, activities events etc.

Financial Performance

See Treasurer's comments in School Council President's Report.

Financial Performance for the year ending 31st December, 2008	
Revenue	2008 Actual
DE&T Grants	\$488,719
Commonwealth Government Grants	\$60,850
State Government Grants	\$6,851
Other	\$82,957
Locally Raised Funds	\$482,130
Total Operating Revenue	\$1,121,507
Expenditure	
Salaries and Allowances	\$169,801
Bank Charges	\$3,097
Consumables	\$91,548
Books and Publications	\$15,414
Communication Costs	\$22,584
Equipment /Maintenance/Hire	\$82,542
Utilities	\$22,659
Property Services	\$114,406
Travel and Subsistence	\$3,503
Motor Vehicle Expenses	\$69
Administration	\$12,809
Health and Personal Development	\$224
Professional Development	\$15,135
Trading and Fundraising	\$170,976
Support/Service	\$14,401
Miscellaneous	\$164,978
Total Operating Expenditure	\$904,147
Net Operating Surplus/- Deficit	\$217,360
Capital Expenditure (Cases 21 Finance Only)	\$158,623
Please note that the above amounts do not include any credit revenue or expenditure allocated or spent by the school through its Student Resource Package	

Financial Position as at 31st December, 2008	
Funds Available	2008 Actual
High Yield Investment Account	\$73,336
Official Account	\$73,315
<i>Building Fund</i>	\$5,110
<i>Investment Acc - 10010</i>	\$100,000
<i>Investment Acc - 10011</i>	\$105,794
<i>Investment Acc - 10012</i>	\$52,678
Investment Acc - 10013	\$100,000
Total Funds Available	\$510,233
Financial Commitments	2008 Actual
School Operating Reserve	\$140,570
Co-operative Bank Account	\$0
Assets or Equipment Replacement < 12 months	\$0
Revenue Receipted in Advance	\$48,663
Building/Grounds including SMS < 12 months	\$85,000
Region /Clusters Funds/School Based Programs < 12 months	\$0
Provision Accounts < 12 months	\$0
Repayable to DEECD	\$236,000
Other Recurrent Expenditure (Accounts Payable)	\$0
Assets or Equipment Replacement > 12 months	\$0
Building/Grounds including SMS > 12 months	\$0
Region /Clusters Funds/School Based Programs > 12 months	\$0
Provision Accounts > 12 months	\$0
Co-operative loan >12 months	\$0
Beneficiary/Memorial Accounts	\$0
Total Financial Commitments	\$510,233

School Contact Information

Address:	Mine St Greensborough 3088
Principal:	Alan Fairweather
School Council President:	Steve Watts
Telephone:	9435 4181
Email:	greenhills.ps@edumail.vic.gov.au
Web site:	www.greenhillsps.vic.edu.au

This report contains summary data extracted from the School Level Report. If you would like to access the School Level Report, copies are available from the office or visit the school website -

www.greenhillsps.vic.edu.au